

Control. Confidence. Clarity.

# Unlock the Power of Your Insurance Data

## LineSlip Risk Intelligence

Optimize risk financing decisions.  
Drive strategic value.  
Deliver executive-ready insights.

Welcome to the risk management revolution.

LineSlip Risk Intelligence evolves your risk management system from Excel sheets to a modern purpose-designed insurance data platform.

By automatically consolidating and organizing your insurance program data, LineSlip delivers report-ready analytics, insights, and dashboards – giving Risk Management teams one-click access to all their program information.

No third parties or Excel sheets required.

“Faced with an **88% increase** on a renewal, we utilized our data in LineSlip to negotiate it **down to only 3%.**”

– \$20+B Automotive Retailer & LineSlip Customer



abbvie



Paramount

Weyerhaeuser

XPO

★macy's

FMC



Experience the power of LineSlip Risk Intelligence.

Schedule a demo today at [lineslipsolutions.com/demo](https://lineslipsolutions.com/demo)

# Turn Manual Insurance Data Management into Strategic Leadership

With automated reporting to power critical workflows

## Financial Intelligence & Reporting

Make strategic risk retention vs. transfer decisions, understand your total cost of risk, and quickly and easily share and collaborate with data-driven insights and report-ready dashboards.

## Carrier & Broker Relationship Management

Stewardship meetings made simple – your critical data organized to improve outcomes with your carriers and brokers

## Strategic Renewal Management

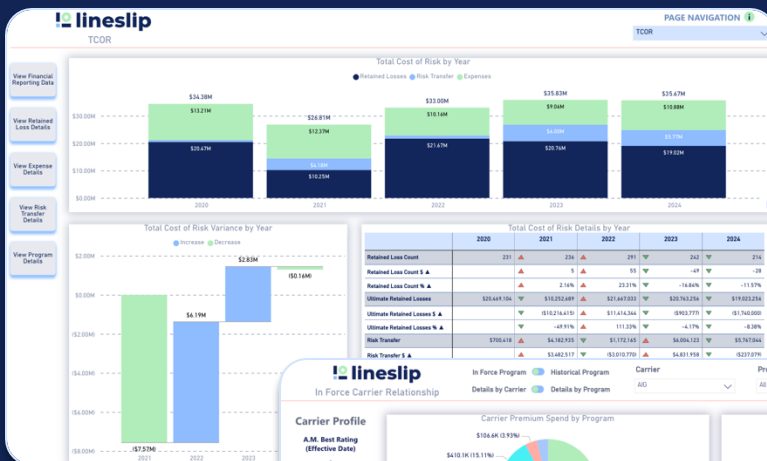
From pre to post renewal, you'll save time, be more prepared and experience better outcomes



# Your data, the way you work

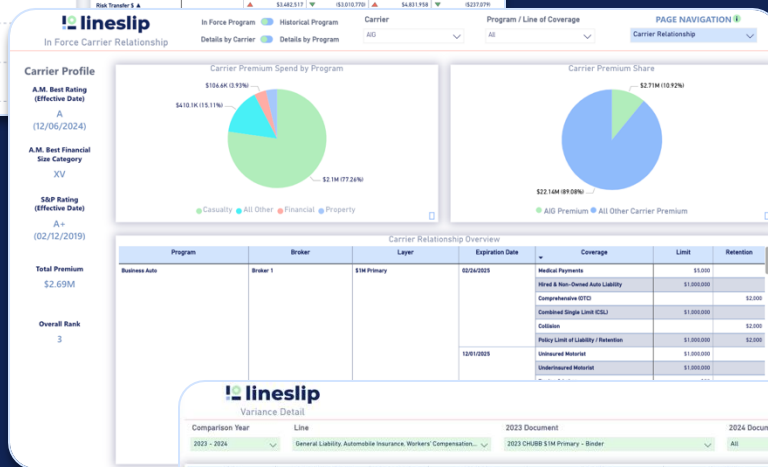
-  Own & control your risk data
-  Maximize accessibility, accuracy & business continuity
-  Drive strategic value

Whether it's preparation for stewardship meetings, renewals, planning and budgeting, or stakeholder reporting – have instant access to the data you need the way you want it.



Easily visualize and understand what's driving cost of risk.

Instantly access detailed spend analytics to quantify relationships & negotiate better terms.



Validate coverage by automatically comparing insurance documents YoY and highlighting critical changes in limits, retentions, premiums and endorsements.

**lineslip**

Variance Detail

| Policy   | Extracted Limit of Coverage | Variance Type                                     | Entity Name                                 | First Year  | Second Year        | Variance                    |
|--|-----------------------------|---|---|---|--------------------|-----------------------------|
| CHUBB General Liability, Automobile Insurance, Workers Compensation, Umbrella Insurance Policy | General Liability           | Endorsement Variances                             | Exclusion - Access/OnSite Confid. Pure Info | Included  | Included           | Added in year 2             |
|  |                             |   | Condition - Premium Audit                   | Included  | Missing            | Excluded in year 2          |
|  |                             | Premium Variances                                 | Total Premium                               | \$8,718   | \$8,521            | Decrease in year 2 by \$195 |
|  |                             | Umbrella Insurance                                | Endorsement Variances                       | Coverage A Exclusion - Access or Disclosure and Electronic Data-Related Liability with Exceptions | Missing            | Included                    |
| Coverage B Exclusion - Access or Disclosure and Electronic Data-Related Liability              | Missing                     |   |   | Included  | Added in year 2    |                             |
| Policy Exclusion - War   | Missing                     |   |   | Included  | Added in year 2    |                             |
| Conditions - Premium Indemnity   | Included                    |   |   | Missing   | Excluded in year 2 |                             |
| Workers Compensation   | Endorsement Variances       | Crisis Assistance Service Providers               | Included                                    | Missing   | Excluded in year 2 |                             |
|  |                             | Policy Exclusion - Loss of Use of Electronic Data | Included                                    | Missing   | Excluded in year 2 |                             |
|  |                             | Premium Variances                                 | Total Premium                               | \$10,738  | \$11,200           | Increase in year 2 by \$462 |
|  |                             | Kentucky Cancellation and Nonrenewal              | Missing                                     | Included  | Added in year 2    |                             |

# Turnkey implementation, easy as 1-2-3

Initial implementation happens in **~12 weeks**. Your time-to-value is exceedingly fast!

1

## UPLOAD

Upload your program documents onto our secure platform and we do the rest – no manual data keying required.

2

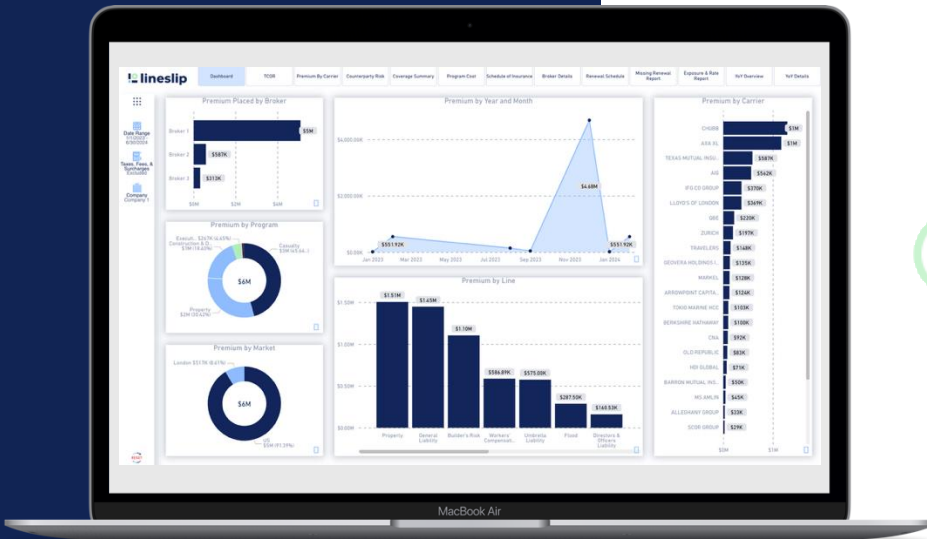
## VISUALIZE

Use the LineSlip dashboard to view insurance summaries, premium/rate comparisons and more.

3

## ACCESS

Digitally-linked and cloud-stored source documents means you can drill down to the original files in seconds.



# It's time to upgrade from spreadsheets to software.

Visit [lineslipsolutions.com/demo](http://lineslipsolutions.com/demo) to experience the power of **one-click access to your Insurance Intelligence**.